

GREATER PEORIA TALENT FORECAST

GP WORKFORCE ANALYSIS FACT SHEET

As a follow-up to the 2017 Talent Forecast, the GPEDC has conducted an analysis of workforce trends in the region. This fact sheet summarizes workforce trends occurring at the regional and county levels.

REGIONAL EDUCATION ATTAINMENT LAGS BEHIND STATE, COMPARES WITH NATION.

	GP	IL	US
EDUCATION BEYOND HIGH SCHOOL	59%	62%	58%
BACHELORS DEGREE OR HIGHER	26%	32%	29%

ANNUAL JOB OPENINGS **20,993**

TECH JOBS GROW.
HEALTHCARE JOBS STAY STEADY.
MANUFACTURING JOBS DECLINE.



LABORFORCE AND UNEMPLOYMENT DECLINE

REGIONAL UNEMPLOYMENT now **DOWN** to approximately **5.5%** has returned to **NORMAL** since the *Great Recession*.

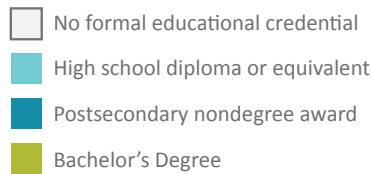
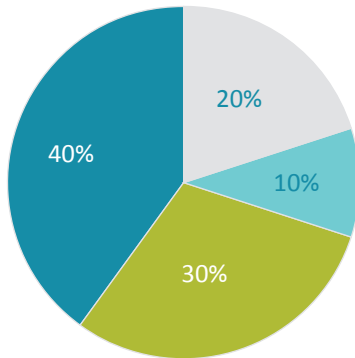
TOP HIGHER ED COMPLETIONS BY SUBJECT

1. Health and Related Professions	1,496
2. Liberal Arts and Sciences	984
3. Business and Marketing	503
4. Engineering	373
5. Computer Sciences	235
6. Mechanic and Repair Tech	213

Want more information on unemployment, educational completions, job changes by community and more?

Read the full analysis at [DATA.GREATERPEORIA.US/TALENT-FORECAST](https://data.greaterpeoria.us/talent-forecast)

EDUCATION LEVEL REQUIRED



TOP 10 JOB TOTALS

7,022 JOBS IN INDUSTRY

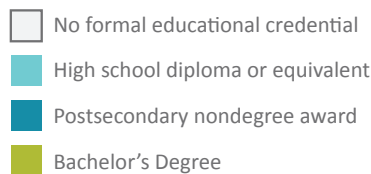
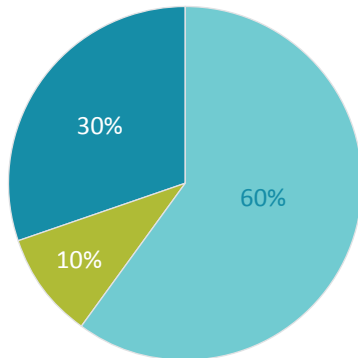
1,563 REGIONAL DEMAND

TOP 10 JOBS

	JOBS IN INDUSTRY	REGIONAL DEMAND	EDUCATION LEVEL	MEDIAN WAGE
1. Team Assemblers	1187	156	High school diploma or equivalent	\$17.26
2. Mechanical Engineers	1131	134	Bachelor's Degree	\$50.63
3. Industrial Engineers	808	75	Bachelor's Degree	\$42.83
4. Machinists	643	74	Postsecondary nondegree award	\$19.48
5. Industrial Truck and Tractor Operators	580	180	No formal educational credential	\$16.93
6. General and Operations Managers	552	295	Bachelor's Degree	\$44.15
7. Supervisors of Production Workers	556	69	Postsecondary nondegree award	\$29.94
8. Production Workers, All Other	549	103	Postsecondary nondegree award	\$16.66
9. Inspectors, Testers, Sorters, Samplers, and Weighers	527	83	Postsecondary nondegree award	\$22.20
10. Laborers and Freight, Stock, and Material Movers, Hand	489	394	No formal educational credential	\$14.07



EDUCATION LEVEL REQUIRED



TOP 10 JOB TOTALS

13,066 JOBS IN INDUSTRY

1,545 REGIONAL DEMAND

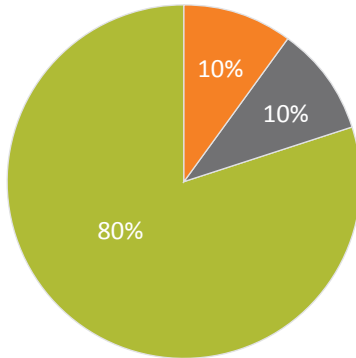
TOP 10 JOBS

	JOBS IN INDUSTRY	REGIONAL DEMAND	EDUCATION LEVEL	MEDIAN WAGE
1. Registered Nurses	4505	244	Bachelor's Degree	\$29.19
2. Nursing Assistants	2390	293	Postsecondary nondegree award	\$11.48
3. Personal Care Aides	1107	191	High school diploma or equivalent	\$9.84
4. Practical and Vocational Nurses	854	74	Postsecondary nondegree award	\$21.49
5. Childcare Workers	794	190	High school diploma or equivalent	\$9.17
6. Medical Assistants	781	91	Postsecondary nondegree award	\$13.53
7. Home Health Aides	744	116	High school diploma or equivalent	\$11.82
8. Medical Secretaries	686	82	High school diploma or equivalent	\$15.64
9. Receptionists and Information Clerks	618	165	High school diploma or equivalent	\$12.98
10. Social and Human Service Assistants	587	99	High school diploma or equivalent	\$9.81



Read the full analysis at [DATA.GREATERPEORIA.US/TALENT-FORECAST](https://data.greaterpeoria.us/talent-forecast)

EDUCATION LEVEL REQUIRED



- No formal educational credential
- Some College, No Degree
- Associate's Degree
- Bachelor's Degree

TOP 10 JOB TOTALS

293 JOBS IN INDUSTRY

346 REGIONAL DEMAND

TOP 10 JOBS

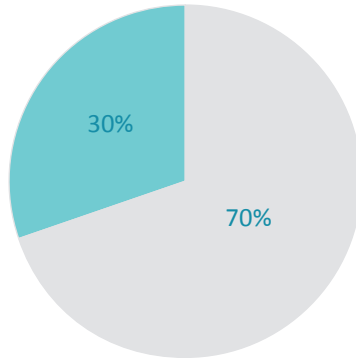
	JOBS IN INDUSTRY	REGIONAL DEMAND	EDUCATION LEVEL	MEDIAN WAGE
1. Computer Systems Analysts	55	120	Bachelor's Degree	\$44.00
2. Electronics Engineers	38	11	Bachelor's Degree	\$59.62
3. Computer Systems Administrators	37	32	Bachelor's Degree	\$35.14
4. Computer User Support Specialists	37	51	Some College, No Degree	\$19.10
5. Software Developers	33	38	Bachelor's Degree	\$41.65
6. Computer Network Support Specialists	30	15	Associate's Degree	\$28.14
7. All Other Computer Occupations	25	34	Bachelor's Degree	\$36.99
8. Information Systems Managers	14	29	Bachelor's Degree	\$58.48
9. Computer Network Architects	13	6	Bachelor's Degree	\$34.29
10. Database Administrators	11	10	Bachelor's Degree	\$39.99

- No formal educational credential
- Some College, No Degree
- Associate's Degree
- Bachelor's Degree

Read the full analysis at [DATA.GREATERPEORIA.US/TALENT-FORECAST](https://data.greaterpeoria.us/talent-forecast)

RETAIL/HOSPITALITY

EDUCATION LEVEL REQUIRED



- No formal educational credential
- High school diploma or equivalent
- Postsecondary nondegree award
- Bachelor's Degree

TOP 10 JOB TOTALS

23,241 JOBS IN INDUSTRY

4,201 REGIONAL DEMAND

TOP 10 JOBS

	JOBS IN INDUSTRY	REGIONAL DEMAND	EDUCATION LEVEL	MEDIAN WAGE
1. Retail Salespersons	5155	817	<input type="checkbox"/>	\$11.64
2. Food Preparers and Serving	4342	909	<input type="checkbox"/>	\$9.41
3. Cashiers	3925	820	<input type="checkbox"/>	\$9.60
4. Waiters and Waitresses	2767	567	<input type="checkbox"/>	\$9.25
5. Restaurant Cooks	1640	254	<input type="checkbox"/>	\$11.31
6. Retail Supervisors	1504	185	<input checked="" type="checkbox"/>	\$15.86
7. Stock Clerks and Order Fillers	1437	288	<input checked="" type="checkbox"/>	\$13.15
8. Food Preparation Workers	1053	235	<input type="checkbox"/>	\$9.79
9. Fast Food Cooks	720	102	<input type="checkbox"/>	\$9.51
10. Fast Food Supervisors	698	124	<input checked="" type="checkbox"/>	\$12.90

- No formal educational credential
- High school diploma or equivalent
- Postsecondary nondegree award
- Bachelor's Degree

Read the full analysis at [DATA.GREATERPEORIA.US/TALENT-FORECAST](https://data.greaterpeoria.us/talent-forecast)